
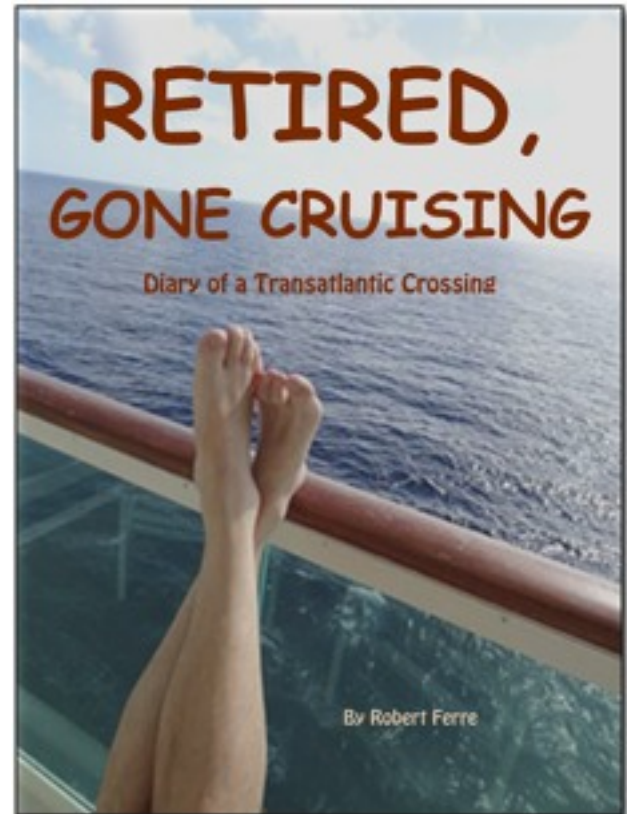


PART VIII: SHIP'S INTERIOR

Most passengers spend most of their time inside the ship, rather than out on the decks or even balconies. Meals, entertainment, bars, activities, dance lessons, karaoke, trivia, casino -- all indoors.



Throughout the ship are lighted plastic images of the ship with decks labeled as to content. There is a dot indicating the location of the viewer. This one is from Deck 5.





Left, Ellington's Bar, on Deck 14, with a panoramic view of the ocean, is designated as a "quiet area." However, there always seemed to be one or two tables full of people who preferred talking loudly to reading. I guess they didn't get the memo.

The library, right, had very few books. The couches were comfortable, but arranged in a way that stimulated conversations. It was here that I picked up the daily sudoku puzzle.






Glass elevators offered quite the view spanning a dozen decks, if you don't mind heights. All on a ship! Unbelievable.



The Royal Promenade is the largest public area, with shops, pubs, cafes, bars, and more. It is four decks high and must be 500 feet long. Unique to Royal Caribbean ships, this makes their competitor's atria seem wimpy. The windows are for interior staterooms.



Decibel levels ranged from quiet reading nooks in one of the bars (above) to the always noisy and smoky casino (right).



Above left, Vintages, the wine bar. Above right, the cigar lounge. Below, right, the Dragon's Lair Disco. Below left, Schooner's Piano Bar being used for a team trivia event. The pianists were disappointing by our standards, but they still had a wide following.





Left, one of two card rooms, with a view. Above: Playful sculpture in the Royal Promenade.



Above right, the extensive use of glass and mirrors is due to the ease of cleaning and their fireproof characteristics.

Left, a typical corridor, perhaps 800 feet long, leading to the staterooms, one side being interior rooms and the other side those with balconies.



Internet was available (if you can afford it) at the facility shown to the left, and various hot spots throughout the ship.

Below, the photo gallery is filled with photos taken on speculation that people will want to buy copies as souvenirs. They make a big deal of it, so it must be a profitable.



Left: With only 25 children on board, the game arcade was deserted.



Below left, The fitness center was adequate, and never crowded.



Below right, typical seating in the Windjammer buffet. Seating 1000 people, the tables are arranged in several cozy areas.





Left, the Lotus Lounge was used for special events, lectures, dancing, and just relaxing.

Below, a typical drink of the day, which generally cost around \$8 and you keep the glass.

Below left, a daily calendar of events.

Below right, I am accidentally reflected in the brass door plate of our state-room.

DAY 16 At Sea

Thursday, November 10, 2011

MORNING ACTIVITIES

7:00 am	Continental Breakfast Informal	Deck 10	8:30 am	Registration Stand (Left Lounge)	Deck 9
7:30 am	Continental Breakfast	Deck 10	9:00 am	Senior's Club for Health & Safety class	Deck 10
8:00 am	Registration Stand (Right)	Deck 10	9:00 am	Prayer (Lotus Lounge)	Deck 10
8:30 am	Continental Breakfast	Deck 10	9:00 am	Registration Stand (Right Lounge)	Deck 10
9:00 am	Registration Stand (Left Lounge)	Deck 10	9:00 am	Registration Stand (Right Lounge)	Deck 10
9:30 am	Registration Stand (Right Lounge)	Deck 10	10:00 am	Registration Stand (Left Lounge)	Deck 10
10:00 am	Registration Stand (Left Lounge)	Deck 10	10:00 am	Registration Stand (Right Lounge)	Deck 10
10:30 am	Registration Stand (Right Lounge)	Deck 10	10:30 am	Registration Stand (Left Lounge)	Deck 10
11:00 am	Registration Stand (Left Lounge)	Deck 10	11:00 am	Registration Stand (Right Lounge)	Deck 10
11:30 am	Registration Stand (Right Lounge)	Deck 10	11:30 am	Registration Stand (Left Lounge)	Deck 10

AFTERNOON ACTIVITIES

1:00 pm	Senior Luncheon	Deck 10	2:00 pm	Senior Luncheon	Deck 10
1:30 pm	Senior Luncheon	Deck 10	2:30 pm	Senior Luncheon	Deck 10
2:00 pm	Senior Luncheon	Deck 10	3:00 pm	Senior Luncheon	Deck 10

EVENING ACTIVITIES

6:00 pm	Registration Stand (Left Lounge)	Deck 10	8:00 pm	Registration Stand (Right Lounge)	Deck 10
6:30 pm	Registration Stand (Right Lounge)	Deck 10	8:30 pm	Registration Stand (Left Lounge)	Deck 10
7:00 pm	Registration Stand (Left Lounge)	Deck 10	9:00 pm	Registration Stand (Right Lounge)	Deck 10
7:30 pm	Registration Stand (Right Lounge)	Deck 10	9:30 pm	Registration Stand (Left Lounge)	Deck 10



This ends the eight-part photo compilation of our voyage. To recapitulate, my wife Linda Ricketts and I took a 17 day cruise on the *Mariner of the Seas*, October 26 to November 11, 2011, from Civitavecchia (Rome), Italy, to Galveston, Texas. Our voyage is the topic for a book I am writing, to be released in the spring of 2012, the title for which has been rather obviously exhibited in these pages.

Thank you for taking the time to peruse these photos. We hope to meet you on a cruise some day. Look for us to be crossing the Atlantic many more times. After the book is released, Linda and I will be traveling to speak to interested groups, mostly of retirement age such as ourselves. If you are interested in being added to our schedule, please feel free to contact me at robert@retiredgonecruising.com. We welcome your comments and suggestions.

Robert Ferre, December 1, 2011